

Papers published in *Hydrology and Earth System Sciences Discussions* are under open-access review for the journal *Hydrology and Earth System Sciences*

Constructal theory of pattern formation

A. Bejan

Duke University, Durham, North Carolina, USA

Received: 15 December 2005 – Accepted: 27 December 2005 – Published: 19 July 2006

Correspondence to: A. Bejan (abejan@duke.edu)

1773

Abstract

This review article shows that the occurrence of macroscopic flow configuration is a universal natural phenomenon that can be explained and predicted on the basis of a principle of physics (the constructal law): “For a flow system to persist in time (to survive) it must evolve in such a way that it provides easier and easier access to the currents that flow through it”. The examples given in this article come from natural inanimate flow systems with configuration: duct cross-sections, open channel cross-sections, tree-shaped flow architectures, and turbulent flow structure (e.g., eddies, laminar lengths before transition). Other examples that are treated in the literature, and which support the constructal law, are wedge-shape of turbulent shear layers, jets and plumes, the frequency of vortex shedding, Bénard convection in fluids and fluid-saturated porous media, dendritic solidification, the coalescence of solid parcels suspended in a flow, global atmospheric and oceanic circulation and climate, and virtually all architectural features of animal design. The constructal law stresses the importance of reserving a place for pure theory in research, and for constantly searching for new physics – new summarizing principles that are general, hence useful.

1 The constructal law

Why is geometry (shape, structure, similarity) a characteristic of natural flow systems? What is the basis for the hierarchy, complexity and rhythm of natural structures? Is there a single physics principle from which form and rhythm can be deduced, without any use of empiricism?

There is such a principle, and it is based on the common (universal) observation that if a flow system is endowed with sufficient freedom to change its configuration, then the system exhibits configurations that provide progressively better access routes for the currents that flow. Observations of this kind come in the billions, and they mean one thing: a time arrow is associated with the sequence of flow configurations

1774

that constitutes the existence of the system. Existing drawings are replaced by easier flowing drawings.

I formulated this principle in 1996 as the *constructal law* of the generation of flow configuration (Bejan, 1996, 1997a–d):

5 “For a flow system to persist in time (to survive) it must evolve in such a way that it provides easier and easier access to the currents that flow through it”.

This law is the basis for the *constructal theory* of the generation of flow configuration in nature, which was described in book form in Bejan (1997d). Today this entire body of work represents a new extension of thermodynamics: the thermodynamics of
10 flow systems with configuration (Bejan, 2000; Bejan and Lorente, 2004, 2005; Lewins, 2003; Poirier, 2003; Rosa et al., 2004; Torre, 2004).

To see why the constructal law is a law of physics, ask why the constructal law is different than (i.e. distinct from, or complementary to) the other laws of thermodynamics. Think of an isolated thermodynamic system that is initially in a state of internal
15 nonuniformity (e.g. regions of higher and lower pressures or temperature, separated by internal partitions that suddenly break). The first law and the second law account for billions of observations that describe a tendency in time, a time arrow: if enough time passes, the isolated system settles into a state of equilibrium (no internal flows, maximum entropy at constant energy). The first law and second law speak of a black
20 box. They say nothing about the configurations (the drawings) of the things that flow.

Classical thermodynamics was not concerned with the configurations of its nonequilibrium (flow) systems. It should have been. The generation of flow configuration is physics (a natural phenomenon) and it belongs in thermodynamics.

This tendency, this time sequence of drawings that the flow system exhibits as it
25 evolves, is the phenomenon covered by the constructal law. Not the drawings per se, but the time direction in which they morph if given freedom. No configuration in nature is “predetermined” or “destined” to be or to become a particular image. The actual evolution or lack of evolution (rigidity) of the drawing depends on many factors, which are mostly random, as we will see in Fig. 8. One cannot count on having the freedom

1775

to morph in peace (undisturbed).

The same can be said about the second law. No isolated system in nature is “predetermined” or “destined” to end up in a state of uniform intensive properties so that all future flows are ruled out. One cannot count on the removal of all the internal constraints. One can count even less on anything being left in peace, in isolation.
5

As a thought, the second law does proclaim the existence of a concept: the equilibrium in an isolated system, at sufficiently long times when all internal constraints have been removed. Likewise, the constructal law proclaims the existence of a concept: the equilibrium flow architecture, when all possibilities of increasing morphing freedom
10 have been exhausted (Bejan and Lorente, 2004, 2005; Bejan, 2006).

Constructal theory is now a fast growing field with contributions from many sources, and with leads in many directions. This body of work has two main parts. The first is the focus of this review article: the use of the constructal law to predict and explain the occurrence of flow patterns in nature. The second part is the application of the
15 constructal law as a scientific (physics) principle in engineering design. This activity of *design as science* is reviewed in Bejan et al. (2004), Bejan (2004) and Nield and Bejan (2006).

2 Natural flow configurations

There are several classes of natural flow configurations, and each class can be derived from the constructal law in several ways: analytically (pencil & paper), based on
20 numerical simulations of morphing flow structures, approximately or more accurately, blindly (e.g. random search) or using strategy (shortcuts, memory), etc. How to deduce a class of flow configurations by invoking the constructal law is a thought that should not be confused with the constructal law. “How to deduce” is an expression of the researcher’s freedom to choose the method of investigation (Bejan, 2004, p. 58).
25 The constructal law statement is general: it does not use words such as tree, complex vs. simple, and natural vs. engineered.

1776

Classes of flow configurations that our group (at Duke and abroad) has treated in detail are duct cross-sectional shapes, river cross-sectional shapes, internal spacings, turbulent flow structure, tree-shaped architectures, dendritic solidification (snowflakes), Bénard convection and global circulation and climate. In this section we review some of the main features and theoretical conclusions.

3 Duct cross-sections

Blood vessels and pulmonary airways have round cross-sections. Subterranean rivers, volcanic discharges, earth worms and ants carve galleries that have round cross-sections. These many phenomena of flow configuration generation have been reasoned (Bejan, 1997d) by invoking the constructal law for the individual duct, or for the larger flow system that incorporates the duct. If the duct has a finite size (fixed cross-sectional area A) and the freedom to change its cross-sectional shape, then, in time, the shape will evolve such that the stream that flows through the duct flows with less resistance. If the larger system is isolated and consists of the duct and the two pressure reservoirs connected to the ends of the duct, then the duct architecture will evolve such that the entire system reaches equilibrium (no flow, uniform pressure) the fastest.

The duct cross-section evolves in time toward the round shape. This evolution cannot be witnessed in blood vessels and bronchial passages because our observation time scale (lifetime) is too short in comparison with the time scale of the evolution of a living system. The morphing of a round gallery can be observed during erosion processes in soil, following a sudden rainfall. It can be observed in the evolution of a volcanic lava conduit, where lava with lower viscosity coats the wall of the conduit, and lava with higher viscosity positions itself near the central part of the cross-section (Carrigan and Eichelberger, 1990; Carrigan, 1994). To have it the other way – high viscosity on the periphery and low viscosity in the center – would be a violation of the constructal law.

Additional support for the constructal law is provided by laboratory simulations of lava flow with high-viscosity intrusions (Fig. 1). Initially, the intrusion has a flat cross-

1777

section, and is positioned near the wall of the conduit. In time, i.e. downstream, the intrusion not only migrates toward the center of the cross-section but also develops a round cross-section of its own. This tendency matches what is universally observed when a jet (laminar or turbulent) is injected into a fluid reservoir. If the jet initially has a flat cross-section, then further downstream it develops into one or more thicker jets with round cross-sections. The opposite trend is not observed: a round jet does evolve into a flat jet.

The superiority of the round shape relative to other shapes is an important aspect the generalization of which has become a new addition to the thermodynamics of nonequilibrium systems: the thermodynamics of systems with configuration (Bejan and Lorente, 2004, 2005; Bejan, 2006). For example, if the duct is straight and the perimeter of the fixed- A cross-section is p (variable), then the pressure drop (ΔP) per unit length (ΔL) is $\Delta P/\Delta L = (2f/D_h)\rho V^2$, where $D_h = 4A/p$, V is the mean fluid velocity ($\dot{m}/\rho A$, fixed) and f is the friction factor. If the flow regime is laminar and fully developed, then $f = Po/Re$, where $Re = D_h V/\nu$ and Po is a factor that depends solely on the shape of the cross-section. The duct flow resistance is

$$\frac{\Delta P/\Delta L}{\dot{m}} = \frac{\nu}{8A^2} \left(P_o \frac{p^2}{A} \right) \quad (1)$$

where the group in parentheses depends only on the shape of the cross-section. This group governs the morphing direction.

Table 1 shows the values of the group ($P_o p^2/A$) for several regular polygonal cross sections. Even though the round shape is the best, the nearly round shapes perform almost as well. For example, the relative $p^2 P_o/A$ change from the hexagon to the circle is only 3.7 percent. Yet the hexagonal ducts have the great advantage that they can be packed in parallel into bundles, to fill a volume. Square ducts also have this packing advantage, and their flow resistance is only 9.1 percent greater than that of hexagonal ducts.

Even if the duct cross-section is imperfect – that is, with features such as sharp

1778

corners, which concentrate fluid friction – its performance is already as good as it can be.

Diversity (several near-optimal shapes) goes with the constructal law, not against it. Furthermore, the best performance of all the possible cross-sections can be predicted quite accurately when the global constraints (A , \dot{m}) are specified.

4 Open channel cross-sections

The conclusions reached above also hold for turbulent flow through a duct, in which the global flow resistance is more closely proportional to p^2/A , not $Po p^2/A$. This is relevant to understanding why there is a proportionality between width (W) and maximum depth (d) in rivers of all sizes (Leopold et al., 1964; Scheidegger, 1970). Because of the high Reynolds number and the roughness of the river bed, the skin friction coefficient C_f is essentially constant. The longitudinal shear stress along the river bottom is fixed ($\tau = \frac{1}{2} C_f \rho V^2$) because $V = \dot{m} / \rho A$ and the mass flow rate (\dot{m}) and the river cross-sectional area (A) are fixed. The total force per unit of channel length is $p \tau$, where p is the wetted (bottom) perimeter of the cross-section. This means that the constructal law calls for cross-sectional shapes that have smaller p values.

For example, if the cross-section is a rectangle of width W and depth d , then $p = W + 2d$, and $A = Wd$. The minimization of p subject to $A = \text{constant}$ yields $(W/d)_{\text{opt}} = 2$ and the p_{min}/A value shown in Table 2. Other types of cross-sections can be optimized, and the resulting shape and performance are almost the same as for the rectangular case. The semicircular shape is the best, but it is not best by much. Once again, diversity of shapes on the podium of high performance is demanded by the constructal law. What is indeed random, because of local geological conditions (e.g. flat vs. curved river bottoms), coexists with pattern: the optimized aspect ratio and the minimized flow resistance $p_{\text{min}}/A^{1/2}$.

In Table 2, the two most extreme cases are separated by only 12 percent in flow resistance. This high level of agreement with regard to performance is very important.

1779

It accounts for the significant scatter in the data on river bottom profiles, if global performance is what matters, not local shape. Again, this is in agreement with the new work on drainage basins (e.g. Sect. 5), where the computer-optimized (randomly generated) network looks like the many, never identical networks seen in the field. There is uncertainty in reproducing the many shapes that we see in Nature, but this is not important. There is very little uncertainty in anticipating global characteristics such as performance and geometric scaling laws (the ratio W/d in this case).

Furthermore, in the optimal shape (half circle) the river banks extend vertically downward into the water and are likely to crumble under the influence of erosion (drag on particles) and gravity. This will decrease the slopes of the river bed near the free surface and, depending on the bed material, will increase the slenderness ratio W/d . The important point is that there remains plenty of room for the empiricism-based analyses of river bottoms proposed in geomorphology (Chorley et al., 1984), in fact, their territory remains intact. They complement constructal theory.

5 Tree-shaped flows

River basins and deltas, like the lungs and vascularized tissues of animal design, are dendritic flow structures. The observed similarities between geophysical trees and biological trees have served as basis for empiricism: modeling in both fields, and descriptive algorithms in fractal geometry. In constructal theory, the thought process goes against the tie arrow of empiricism (Fig. 2): first, the constructal law is invoked, and from it follows theoretically the deduced flow architecture. Only later is the theoretical configuration compared with natural phenomena, and the agreement between the two validates the constructal law.

In constructal theory tree-shaped flows are not models but solutions to fundamental access-maximization problems: volume-point, area-point and line-point. Important is the geometric notion that the “volume”, the “area” and the “line” represent infinities of points. The theoretical discovery of trees in constructal theory stems from the decision

1780

to connect one point (source or sink) with the infinity of points (volume, area, line). It is the reality of the continuum (the infinity of points) that is routinely discarded by modelers who approximate the flow space as a finite number of discrete points, and then cover the space with “sticks”, which (of course) cover the space incompletely (and, from this, fractal geometry). Recognition of the continuum requires a study of the interstitial spaces between the tree links. The interstices can only be bathed by high-resistivity diffusion (an invisible, disorganized flow), while the tree links serve as conduits or low-resistivity organized flow (visible streams, ducts).

The two modes of flowing with imperfection (with flow resistance) – must be balanced so that together they contribute minimum imperfection to the global flow architecture. The flow architecture is the graphical expression of the balance between links and their interstices. The deduced architecture (tree, duct shape, spacing, etc.) is the optimal distribution of imperfection. Those who model natural trees and then draw the branches as black lines (while not optimizing the layout of every black line on its allocated white patch) miss half of the drawing. The white is as important as the black.

The discovery of constructal tree-shaped flow architectures began with three approaches, two of which are reviewed here. The first was an analytical short cut Bejan (1996, 1997a, c) based on several simplifying assumptions: 90° angles between stem and tributaries, a construction sequence in which smaller optimized constructs are retained, constant-thickness branches, etc. At the same time, we considered the same problem (Ledezma et al., 1997) numerically by abandoning most of the simplifying assumptions (e.g., the construction sequence) used in the first papers. The third approach was fully numerical (Bejan and Errera, 1998) in an area-point flow domain with random low-resistivity blocks embedded in a high-resistivity background, by using the language of Darcy flow (permeability, instead of thermal conductivity and resistivity). Along the way, we found better performance and “more natural looking” trees as we progressed in time; that is as we endowed the flow structure with more freedom to morph.

The first approach is illustrated in Fig. 3. The “elemental” area of a river basin

1781

($A_0 = H_0 L_0$) is the area allocated to the smallest rivulet (length L_0 , width D_0 , depth scale D_0 , cf. Sect. 4). Rain falls uniformly on A_0 with the mass flow rate \dot{m}'' [$\text{kg s}^{-1} \text{m}^{-2}$]. Constructal theory predicts an optimal allocation of area to each channel: there is an optimal elemental shape H_0/L_0 such that the total flow rate ($\dot{m}'' A_0$) collected on A_0 escapes with least global flow resistance from A_0 through one port on its periphery. For example, if the water seepage through the wet banks (perpendicular to the rivulet) is in the Darcy flow regime, then the pressure (or elevation) difference that derives the seepage velocity v is of order $\Delta P_y \sim v \mu H_0 / K$, where K is the permeability of the porous medium. If the rivulet flow is in the Poiseuille regime, then the pressure (or elevation) drop along the L_0 rivulet is of order $\Delta P_x \sim \mu L_0 / D_0^2$. These equations can be combined to conclude that the overall pressure difference that drives the area-point flow is

$$\Delta P_x + \Delta P_y \sim \dot{m} v \left(\frac{L_0}{D_0^2} + \frac{H_0}{K L_0 D_0} \right) \quad (2)$$

This can be minimized with respect to the shape of the area element, and the result is

$$\left(\frac{L_0}{H_0} \right)_{\text{opt}} \sim \left(\phi_0 \frac{A_0}{K} \right)^{1/3} \quad (3)$$

where ϕ_0 is the area fraction occupied by the rivulet on the flow map, $\phi_0 = D_0 L_0 / H_0 L_0 \ll 1$. When the area element has optimal shape, ΔP_y is of the same order as ΔP_x . This is a frequent occurrence in the maximization of area-point flow access: the optimal partitioning of the driving force between the two flow mechanisms is synonymous with the optimization of area geometry (Lewins, 2003).

The optimized area element becomes a building block with which larger rain plains can be covered. The elements are assembled and connected into progressively larger area constructs, in a sequence of assembly with optimization at every step. During this sequence, the river channels form a tree architecture in which every geometric detail is deduced, not assumed. The construction is illustrated in Fig. 4, and in the current

1782

literature (Neagu and Bejan, 1999; Lundell et al., 2004; Kockman et al., 2005). For river basins with constant- C_f turbulent flow, the constructal sequence shows that the best rule of assembly is not doubling but quadrupling (Bejan, 2006) (e.g. $A_2=4 A_1$ in Fig. 4) and that river basins deduced in this manner exhibit all the scaling relationships observed in natural river basins (Bejan, 2006, Sect. 13.5).

Another approach to deducing tree-shaped drainage basins from the constructal law is presented in Bejan and Errera (1998) and Fig. 5. The two flow regimes are seepage (Darcy flow) through regions of low permeability (K), and seepage through high-permeability regions (K_p) created by grains that have been removed (eroded). The surface area $A=HL$ and its shape H/L are fixed. The area is coated with a homogeneous porous layer of permeability K . The small thickness of the K layer, i.e., the dimension perpendicular to the plane $H \times L$, is W , where $W \ll (H, L)$.

An incompressible Newtonian fluid is pumped through one of the A faces of the $A \times W$ parallelepiped, such that the mass flow rate per unit area is uniform, \dot{m}'' [kg/m²s]. The other A face and most of the perimeter of the $H \times L$ rectangle are impermeable. The collected stream ($\dot{m}'' A$) escapes through a small port of size $D \times W$ placed over the origin of the (x, y) system. The fluid is driven to this port by the pressure field $P(x, y)$ that develops over A . The pressure field accounts for the effect of slope and gravity in a real river drainage basin, and the uniform flow rate \dot{m}'' accounts for the rainfall.

The global resistance to this area-to-point flow is the ratio between the maximal pressure difference (P_{peak}) and the total flow rate ($\dot{m}'' A$). The location of the point of maximal pressure is not the issue, although in Fig. 5 its position is clear. It is important to calculate P_{peak} and to reduce it at every possible turn by making appropriate changes in the internal structure of the $A \times W$ system. Determinism results from invoking a single principle and using it consistently.

Changes are possible because finite-size portions (blocks, grains) of the system can be dislodged and ejected through the sink. The removable blocks are of the same size and shape (square, $D \times D \times W$). The critical force (in the plane of A) that is needed to dislodge one block is τD^2 , where τ is the yield shear stress averaged over the base

1783

area D^2 . The yield stress and the length scale D are assumed known. They provide an erosion criterion and a useful estimate for the order of magnitude of the pressure difference that can be sustained by the block. At the moment when one block is dislodged, the critical force τD^2 is balanced by the net force induced by the local pressure difference across the block ΔP , namely $\Delta P D W$. The balance $\tau D^2 \sim \Delta P D W$ suggests the pressure-difference scale $\Delta P \sim \tau D / W$, which along with D can be used for the purpose of nondimensionalizing the problem formulation. For example, the dimensionless pressure difference is $\tilde{P} = P / (\tau D / W)$, and the intensity of the rainfall is described by the dimensionless number $M = \dot{m}'' v D / (\tau K)$.

A simple way to model erosion is to assume that the space vacated by the block is also a porous medium with Darcy flow except that the new permeability (K_p) of this medium is sensibly greater, $K_p > K$. This assumption is correct when the flow is slow enough (and W is small enough) so that the flow regime in the vacated space is Hagen-Poiseuille between parallel plates. The equivalent K_p value for such a flow is $W^2/12$ (cf. Bejan, 2004).

The pressure \tilde{P} and the block-averaged pressure gradient increase in proportion with the imposed mass flow rate (M). When M exceeds a critical value M_c , the first block is dislodged. The physics principle that we invoke is this: the resistance to fluid flow is decreased through geometric changes in the internal architecture of the system. To generate higher pressure gradients that may lead to the removal of a second block, we must increase the flow-rate parameter M above the first M_c , by a small amount. The removable block is one of the blocks that borders the newly created K_p domain. The peak pressure rises as M increases, and then drops partially as the second block is removed. This process can be repeated in steps marked by the removal of each additional block. In each step, we restart the process by increasing M from zero to the new critical value M_c . During this sequence the peak pressure decreases, and the overall area-to-point flow resistance ($\tilde{P}_{\text{peak}}/M_c$) decreases monotonically.

The key result is that the removal of certain blocks of K material and their replacement with K_p material generate macroscopic internal structure. The generalizing mech-

1784

anism is the minimization of flow resistance, and the resulting structure is deterministic: every time we repeat this process we obtain exactly the same sequence of images.

For illustration, consider the case $K/K_p=0.1$, shown in Fig. 6. The number n on the abscissa represents the number of blocks that have been removed. The domain A is square and contains a total of 2601 building blocks of base size $D \times D$; in other words, $H=L=51D$. Figure 6 also shows the evolution of the critical flow rate and peak pressure. The curves appear ragged because of an interesting feature of the erosion model: every time that a new block is removed, the pressure gradients redistribute themselves and blocks that used to be "safe" are now ready to be dislodged even without an increase in M . The fact that the plotted M_c values drop from time to time is due to restarting the search for M_c from $M=0$ at each step n .

The shape of the high-permeability domain K_p that expands into the low-permeability material K is that of a tree. New branches grow in order to channel the flow collected by the low-permeability K portions. The growth of the first branches is stunted by the fixed boundaries (size, shape) of the A domain. The older branches become thicker; however, their early shape (slenderness) is similar to the shape of the new branches.

The slenderness of the K_p channels and the interstitial K regions is dictated by the K/K_p ratio, that is, by the degree of dissimilarity between the two flow paths. Highly dissimilar flow regimes ($K/K_p \ll 1$) lead to slender channels (and slender K interstices) when the overall area-to-point resistance is minimized. On the other hand, when K/K_p is close to 1, channels (fingers) do not form: the eroded region grows as a half disc (Bejan and Errera, 1998).

Figure 6 stresses the observation that the availability of two dissimilar flow regimes ($K_p \neq K$) is a necessary precondition for the formation of deterministic structures through flow-resistance minimization. The "glove" is the high-resistance regime (K), and the "hand" is the low-resistance regime (K_p): both regimes work toward minimizing the overall resistance.

The raggedness of the $\tilde{P}_{\text{peak}}(n)$ curves disappears when the flow-rate parameter M is increased monotonically from one step to the next (e.g., Fig. 7). Each step begins with

1785

the removal of the first block that can be dislodged by the flow rate M . Following the removal of the first block, the M value is held fixed, the pressure field is recalculated and the block removal criterion is applied again to the blocks that border the newly shaped K_p domain. To start the next step, the M value is increased by a small amount ΔM . The $M(n)$ curves shown in Fig. 7 are stepped because of the assumed size of ΔM and the finite number (Δn) of blocks that are removed during each step. Although the monotonic $M(n)$ curves obtained in this manner are not the same as the critical flow-rate curves $M_c(n)$ plotted in Fig. 6, they too are deterministic.

Figure 7 corresponds to a composite porous material with $K/K_p=0.1$, which is the same material from which the river basin of Fig. 6 was constructed. Compare the shapes of the high-conductivity domains shown in these figures. The hand-in-glove structure is visible in all three figures; however, the finer details of the K_p domain depend on how the flow rate M is varied in time. The main difference between the patterns of Fig. 13.14 and those of Fig. 13.16 is visible relatively early in the erosion process: Diagonal fingers form when the flow rate is increased monotonically. In conclusion, the details of the internal structure of the system depend on the external "forcing" that drives it, in our case the function $M(n)$. The structure is deterministic, because it is known when the function $M(n)$ is known.

Major differences exist between natural river drainage structures and the deterministic structures illustrated in Figs. 6 and 7. One obvious difference is the lack of symmetry in natural river trees. How do we reconcile the lack of symmetry and unpredictability of the finer details of a natural pattern with the deterministic resistance-minimization mechanism that led us to the discovery of tree networks of Figs. 6 and 7? The answer is that the developing structure depends on two entirely different concepts: the generating mechanism, which is deterministic, and the properties of the natural flow medium, which are not known accurately and at every point.

In developing Fig. 8, we assumed that the resistance that characterizes each removable block is distributed randomly over the basin area. This characteristic of river beds is well known in the field of river morphology. For the erosion process we chose

1786

the system ($K/K_p=0.1$) and the $M(n)$ function of Fig. 7, in which M increased monotonically in steps of 0.001. The evolution of the drainage system is shown in Fig. 8. The emerging tree network is considerably less regular than in Fig. 7, and reminds us more of natural river basins. The unpredictability of this pattern, however, is due to the unknown spatial distribution of system properties, not to the configuration-generating principle (the constructal law), which is known.

6 Turbulent flow structure

A turbulent flow has “structure” because it is a combination of two flow mechanisms: viscous diffusion and streams (eddies). Both mechanisms serve as paths for the flow of momentum. According to the constructal law, the flow structure called “turbulence” is the architecture that provides the most direct path for the flow of momentum from the fast regions of the flow field to the slow regions (Bejan, 1997d, 2000).

This tendency of optimizing the flow configuration so that momentum flows the easiest is illustrated in Fig. 9. An object (iceberg, tree log) floats on the surface of the ocean. The atmosphere (a) moves with the wind speed U_a , while the ocean water (b) is stationary. If (a+b) form an isolated system initially far from equilibrium, the constructal law calls for the generation of flow configuration that brings (a) and (b) to equilibrium the fastest. The floating object is the “key” mechanism by which (a) transfers momentum to (b). The extreme configurations of this mechanism are Eqs. (1) and (2). The forces with which (a) pulls (b) are

$$F_1 \sim LDC_D \frac{1}{2} \rho_a U_a^2 \quad F_2 \sim D^2 C_D \frac{1}{2} \rho_a U_a^2 \quad (4)$$

where the drag coefficient C_D is a factor of order 1. The constructal configuration is Eq. (1), because $F_1 > F_2$ when $L > D$. This is confirmed by all objects that drift on the ocean: icebergs, debris, abandoned ships, etc.

The turbulent eddy is the equivalent key mechanism when momentum access is maximized between two regions of the same flowing fluid. Instead of the air and water

1787

shear flow of Fig. 9, in Fig. 10 we consider the shear flow between fast and slow regions of the same fluid (a). Configuration (1) is the laminar shear flow (viscous diffusion), where the shear stress at the (a) – (a) interface is $\tau_1 \sim \mu U_\infty / D$. Configuration (2) is the eddy flow: the wrinkling, mixing and thickening of the shear layer by rolling the near-interface fluid. The rolls have the peripheral speed U_∞ . The roll is a counterflow that transfers horizontal momentum in the downward direction [from (a) to (a)] at the rate $(\rho D U_\infty) U_\infty$. The rate of momentum transfer per unit of interface area in two dimensions is $\tau_2 \sim \rho D U_\infty U_\infty / D$.

Rolls (eddies) are a necessary constructal feature of the prevailing flow architecture when $\tau_2 > \tau_1$, which yields $U_\infty D / \nu > 1$. More precise evaluations of τ_1 and τ_2 , substituted into $\tau_2 > \tau_1$, yield the local Reynolds number criterion for the formation of the first eddies:

$$Re_l = \frac{U_\infty D}{\nu} > O(10^2) \quad (5)$$

This prediction is supported convincingly by the laminar-turbulent transition criteria reviewed in Table 3. The traditional criteria are stated in terms of critical numbers that range from 30 to 4×10^{12} . All the Re_l equivalents agree with $Re_l \sim 10^2$ at transition.

The main theoretical development is that the constructal law accounts for the occurrence of eddies. Each eddy is an expression of the optimal balance between two momentum transport mechanisms (cf. $\tau_1 \sim \tau_2$), in the same way that every rivulet is in balance with the seepage across the area allocated to the rivulet (cf. Fig. 3). For the first time in the physics of fluid flow, the eddy structure is deduced, not assumed (the eddy is not an assumed and over grown “disturbance”).

The support for the theoretical view of turbulence as a constructal configuration-generation phenomenon is massive. Table 3 is one example of how an entire chapter of fluid mechanics is replaced by a single theoretical formula, Eq. (5). Another example is Fig. 11, which shows a large number of measurements of the laminar length (L_{lr}) in the best known flow configurations, versus the wavelength (λ_B) in the transition zone.

All the data are correlated by the line

$$\frac{L_{tr}}{\lambda_B} \sim 10 \quad (6)$$

It was shown in Bejan (2004) that this proportionality is a direct consequence of Eq. (5).

Other features of turbulent structure that have been deduced from the constructal law are the wedge shape (self-similar region) of turbulent shear layers, jets and plumes, the Strouhal number associated with vortex shedding, Bénard convection in fluids and fluid-saturated porous media heated from below. These developments are reviewed in Bejan (1997d, 2000). This approach has been taken to even larger scales, to predict purely theoretically the main features of global atmospheric and oceanic circulation and climate (Bejan and Reis, 2005; Reis and Bejan, 2006). It was also used to predict dendritic solidification (snowflakes) and the coalescence of solid parcels suspended in flow Bejan (1997d, 2000). Many more classes of natural flow architectures that obey the constructal law have been described in biology (Bejan, 2000; Bejan and Marden, 2006).

7 A place for theory

In summary, it is possible to rationalize and predict the occurrence of flow configuration in nature on the basis of a principle of physics: the constructal law. The importance of this development in fields such as hydrology is greater because it has the potential of changing the way in which research is pursued.

Hydrology research is proving every day that science has hit a wall. Principles such as Newton's second law of motion (the Navier-Stokes equations) are not enough. Because of progressively more powerful computational and information gathering tools, models are becoming more complex, with more empirical features to be fitted to measurements. They provide better description, not explanation. They do not provide a mental viewing of how things should be. They are not theory.

1789

What holds for contemporary hydrology also holds for other extremely active fields such as turbulence research and biology. Needed are principles with the same universal reach as that of Newton's second law of motion and the first and second laws of thermodynamics. Needed are new laws of physics. A prerequisite or success on this path is a new attitude: physics is not and never will be complete.

Physics is our knowledge of how nature (everything) works. Our knowledge is condensed in simple statements (thoughts, connections), which evolve in time by being replaced by simpler statements. We "know more" because of this evolution in time. Our finite-size brains keep up with the steady inflow of new information through a process of simplification by replacement: in time, and stepwise, bulky catalogs of empirical information (measurements, data, complex empirical models and rules) are replaced by much simpler summarizing statements (concepts, formulas, constitutive relations, principles, laws).

The simplest and most universal are the laws. The bulky and laborious are being replaced by the compact and the fast. In time, science optimizes and organizes itself in the same way as a river basin: toward configurations (links, connection) that provide better access, or easier flowing. The bulky measurements of pressure drop versus flow rate through round pipes and saturated porous media were rendered unnecessary by the formulas of Poiseuille and Darcy. The measurements of how things fall (faster and faster, and always from high to low) were rendered unnecessary by Galilei's principle and the second law of thermodynamics.

The hierarchy that science exhibited at every stage in the history of its development is an expression of its never ending struggle to optimize and redesign itself. Hierarchy means that measurements, ad-hoc assumptions and empirical models come in high numbers, above which the simple statements rise as sharp peaks. Both are needed, the numerous and the singular. One class of flows sustains the other. The many and unrelated heat engine builders of Cornwall and Scotland fed the imagination of one Sadi Carnot. In turn, Sadi Carnot's mental viewing (thermodynamics) feeds the minds of contemporary and future builders of machines.

1790

Science is this never ending process of generation of new configurations. Better flowing configurations replace existing configurations. The hands-on developers of empirical models and heat engines are numerous, like the hill slopes and the rivulets of a river basin. The principles of Galilei and Carnot are the big rivers, the Seine and the Danube.

Emerging today is a science of flow systems with configurations (Bejan and Lorente, 2004, 2005). A flow system has more than flow rate and dynamics, which are accounted for by principles such as mass conservation and Newton's second law of motion. A flow system has configuration (geometry) and freedom to morph. The "boundary conditions" that we assume routinely in order to solve the Navier-Stokes equations are in fact the big unknown: the configuration. Can the natural occurrence of flow configuration be reasoned on the basis of a single principle? In this review paper I show that the answer is yes, and that the principle is the constructal law (Sect. 1). The generation of flow configuration is a natural phenomenon, as natural as the one-way direction (irreversibility) of anything that flows.

References

- Bejan, A.: Street network theory of organization in Nature, *J. Adv. Transportation*, 30, 85–107, 1996.
- Bejan, A.: Constructal-theory network of conducting paths for cooling a heat generating volume, *Int. J. Heat Mass Transfer*, 40, 799–816, 1997a.
- Bejan, A.: Theory of organization in Nature: Pulsating physiological processes, *Int. J. Heat Mass Transfer*, 40, 2097–2104, 1997b.
- Bejan, A.: Constructal tree network for fluid flow between a finite-size volume and one source or sink, *Int. J. Thermal Sciences*, 36, 592–604, 1997c.
- Bejan, A.: *Advanced Engineering Thermodynamics*, 2nd ed., Wiley, New York, 1997d.
- Bejan, A.: *Shape and Structure, from Engineering to Nature*, Cambridge University Press, Cambridge, UK, 2000.
- Bejan, A.: *Convection Heat Transfer*, 3rd ed., Wiley, Hoboken, NJ, 2004.

1791

- Bejan, A.: *Advanced Engineering Thermodynamics*, 3rd ed., Wiley, Hoboken, NJ, 2006.
- Bejan, A. and Errera, M. R.: Deterministic tree networks for river drainage basins, *Fractals*, 6, 245–261, 1998.
- Bejan, A. and Lorente, S.: The constructal law and the thermodynamics of flow systems with configuration, *Int. J. Heat Mass Transfer*, 47, 3203–3214, 2004.
- Bejan, A. and Lorente, S.: *La Loi Constructale*, L'Harmattan, Paris, 2005.
- Bejan, A. and Marden, J. H.: Unifying constructal theory for scale effects in running, swimming and flying, *J. Exp. Biol.*, 209, 238–248, 2006.
- Bejan, A. and Reis, A. H.: Thermodynamic optimization of global circulation and climate, *Int. J. Energy Res.*, 29, 303–316, 2005.
- Bejan, A., Dincer, I., Lorente, S., Miguel, A. F., and Reis, A. H.: *Porous and Complex Flow Structures in Modern Technologies*, Springer, New York, 2004.
- Bejan, A., Lorente, S., Miguel, A. F., and Reis, A. H.: Constructal theory of distribution of river sizes, Sect. 13.5 in Ref. [13].
- Carrigan, C. R.: Two-component magma transport and the origins of composite intrusions and lava flows, in: *Magmatic Systems*, chapter 14, edited by: Ryan, M. P., Academic Press, New York, 319–353, 1994.
- Carrigan, C. R. and Eichelberger, J. C.: Zoning of magmas by viscosity in volcanic conduits, *Nature*, 343, 248–251, 1990.
- Chorley, R. J., Schumm, S. A., and Sugden, D. E.: *Geomorphology*, Methuen, London, 1984.
- Kockman, N., Kiefer, T., Engler, M., and Woias, P.: Channel networks for optimal heat transfer and high throughput mixers, *ECI Int. Conf. Heat Transfer and Fluid Flow in Microscale*, Castelvechio Pascoli, Italy, 25–30 September, 2005.
- Ledezma, G. A., Bejan, A., and Errera, M. R.: Constructal tree networks for heat transfer, *J. Appl. Phys.*, 82, 89–100, 1997.
- Leopold, L. B., Wolman, M. G., and Miller, J. P.: *Fluvial Processes in Geomorphology*, Freeman, San Francisco, 1964.
- Lewins, J.: Bejan's constructal theory of equal potential distribution, *Int. J. Heat Mass Transfer*, 46, 1541–1543, 2003.
- Lundell, F., Thonon, B., and Gruss, J. A.: Constructal networks for efficient cooling/heating, 2nd Conference on Microchannels and Minichannels, Rochester, NY, 2004.
- Neagu, M. and Bejan, A.: Constructal-theory tree networks of "constant" thermal resistance, *J. Appl. Phys.*, 86, 1136–1144, 1999.

1792

- Nield, D. A. and Bejan, A.: *Convection in Porous Media*, 3rd ed., Springer, New York, 2006.
- Poirier, H.: *Une théorie explique l'intelligence de la nature*, *Science & Vie*, 1034, 44–63, 2003.
- Reis, A. H. and Bejan, A.: *Constructal theory of global circulation and climate*, *Int. J. Heat Mass Transfer*, 49, in press, 2006.
- 5 Rosa, R. N., Reis, A. H., and Miguel, A. F.: *Bejan's Constructal Theory of Shape and Structure*, Évora Geophysics Center, University of Évora, Portugal, 2004.
- Schidegger, A. E.: *Theoretical Geomorphology*, 2nd ed., Springer-Verlag, Berlin, 1970.
- Torre, N.: *La Natura, vi svelo le formule della perfezione*, *La Macchina del Tempo*, No. 1–2, Year 5, 36–46, 2004.

1793

Table 1. The laminar flow resistances of ducts with regular polygonal cross sections with n sides (Bejan, 1997d).

n	Po	$p/A^{1/2}$	p^2Po/A
3	13.33	4.559	277.1
4	14.23	4	227.6
6	15.054	3.722	208.6
8	15.412	3.641	204.3
∞	16	$2\pi^{1/2}$	201.1

1794

Table 2. Optimized cross-sectional shapes of open channels (Bejan, 1997d).

Cross-section	$(W/d)_{opt}$	$\rho_{min}/A^{1/2}$
Rectangle	2	2.828
Triangle	2	2.828
Parabola	2.056	2.561
Semicircle	2	2.507

1795

Table 3. Traditional critical numbers for transitions in several key flows and the corresponding local Reynolds number (Bejan, 2000).

Flow	Traditional Critical Number	Local Reynolds Number
Boundary-layer flow over flat plate	$Re_x \sim 2 \times 10^4 - 10^6$	$Re_1 \sim 94 - 660$
Natural convection boundary layer along vertical wall with uniform temperature ($Pr \sim 1$)	$Ra_y \sim 10^9$	$Re_1 \sim 178$
Natural convection boundary layer along vertical wall with constant heat flux ($Pr \sim 1$)	$Ra_{y,c} \sim 4 \times 10^{12}$	$Re_1 \sim 330$
Round jet	$Re_{nozzle} \sim 30$	$Re_1 \geq 30$
Wake behind long cylinder in cross flow	$Re \sim 40$	$Re_1 \geq 40$
Pipe flow	$Re \sim 2000$	$Re_1 \sim 500$
Film condensation on a vertical wall	$Re \sim 450$	$Re_1 \sim 450$

1796

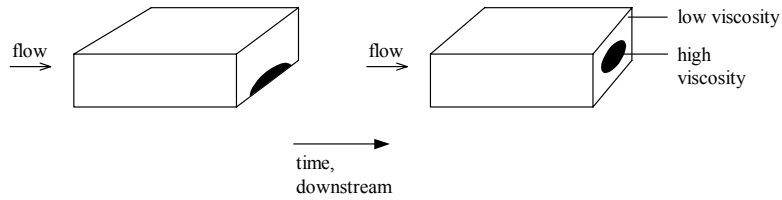


Fig. 1. The evolution of the cross-sectional configuration of a stream composed of two liquids, low viscosity and high viscosity. In time, the low viscosity liquid coats all the walls, and the high viscosity liquid migrates toward the center. This tendency of “self-lubrication” is the action of the constructal law of the generation of flow configuration in geophysics (e.g. volcanic discharges, drawn after Carrigan, 1994) and in many biological systems.

1797

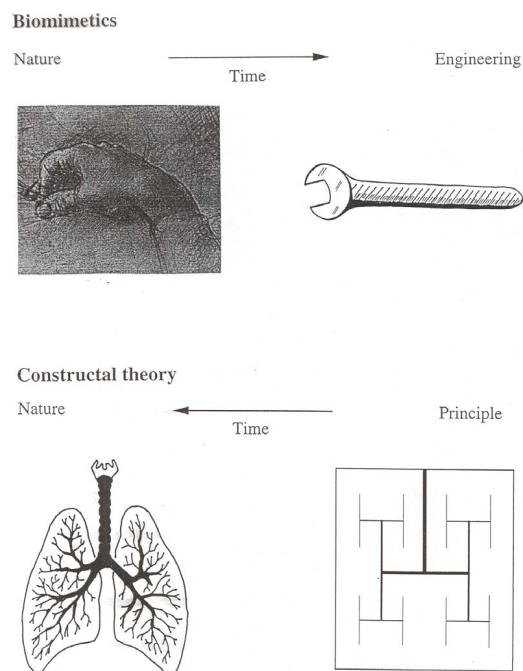


Fig. 2. Constructal theory proceeds in time against empiricism or copying from nature (Bejan, 2000).

1798

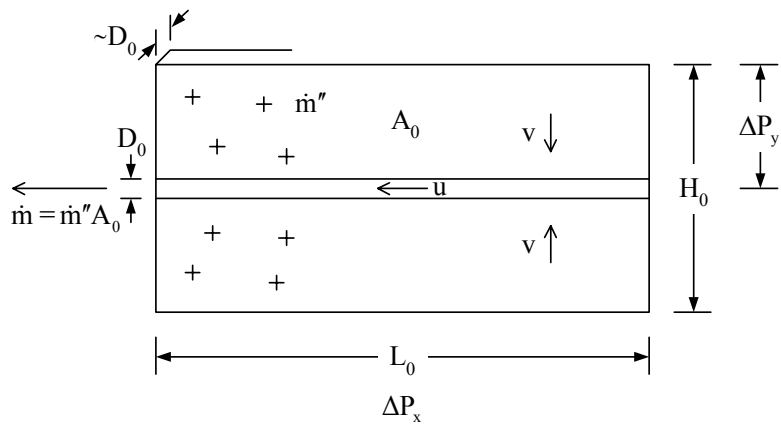


Fig. 3. Elemental area of a river basin viewed from above: seepage with high resistivity (Darcy flow) proceeds vertically, and channel flow with low resistivity proceeds horizontally. Rain falls uniformly over the rectangular area $A_0 = H_0 L_0$. The flow from the area to the point (sink) encounters minimum global resistance when the shape H_0/L_0 is optimized. The generation of geometry is the mechanism by which the area-point flow system assures its persistence in time, its survival.

1799

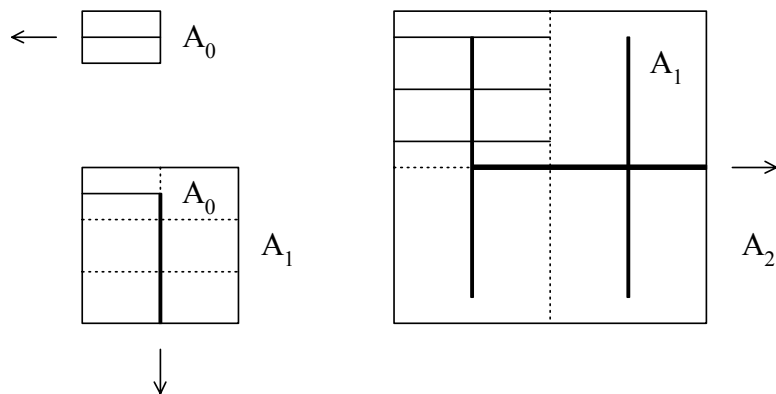


Fig. 4. Constructal sequence of assembly and optimization, from the optimized elemental area (A_0 , Fig. 3) to progressively larger area-point flows.

1800

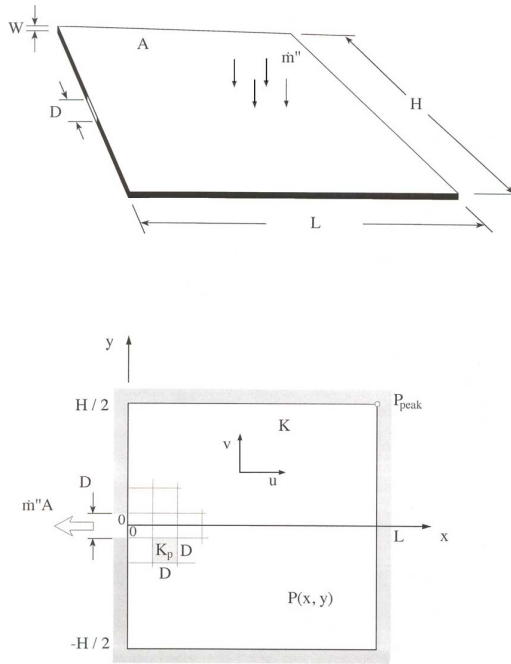


Fig. 5. Area-point flow in a porous medium with Darcy flow and grains that can be dislodged and swept downstream (Bejan and Errera, 1998).

1801

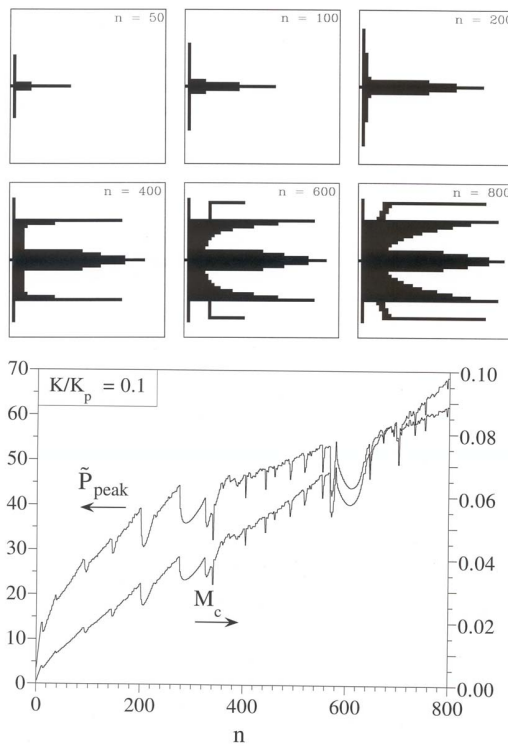


Fig. 6. The evolution (persistence, survival) of the tree structure when $K/K_p=0.1$ (Bejan and Errera, 1998).

1802

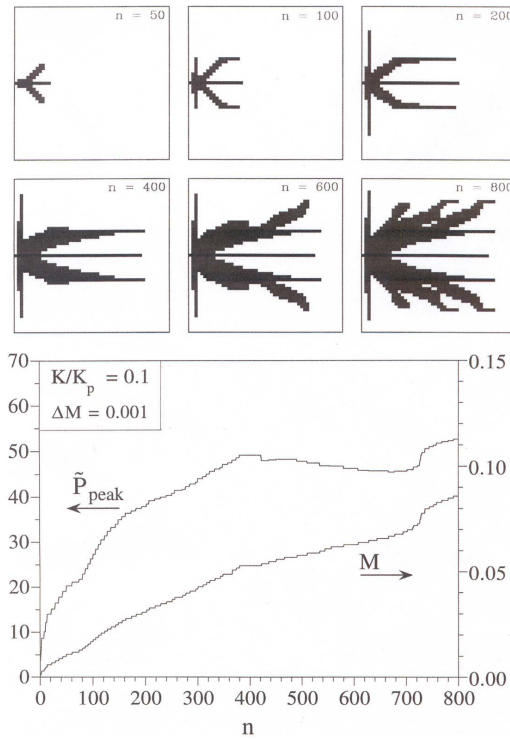


Fig. 7. The evolution (persistence, survival) of the tree structure when $K/K_p=0.1$ and the flow rate M is increased in steps $\Delta M=10^{-3}$ (Bejan and Errera, 1998).

1803

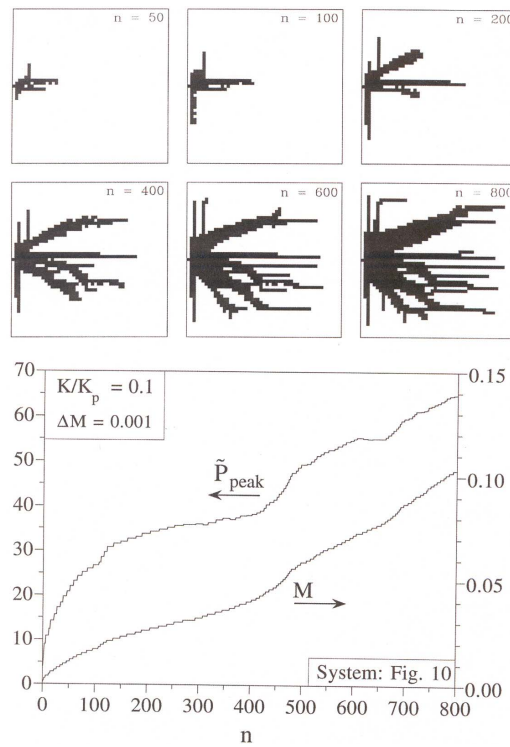


Fig. 8. The evolution (persistence, survival) of the tree structure in a random-resistance erodable domain, when $K/K_p=0.1$ and M increases in steps of 0.001 (Bejan and Errera, 1998).

1804

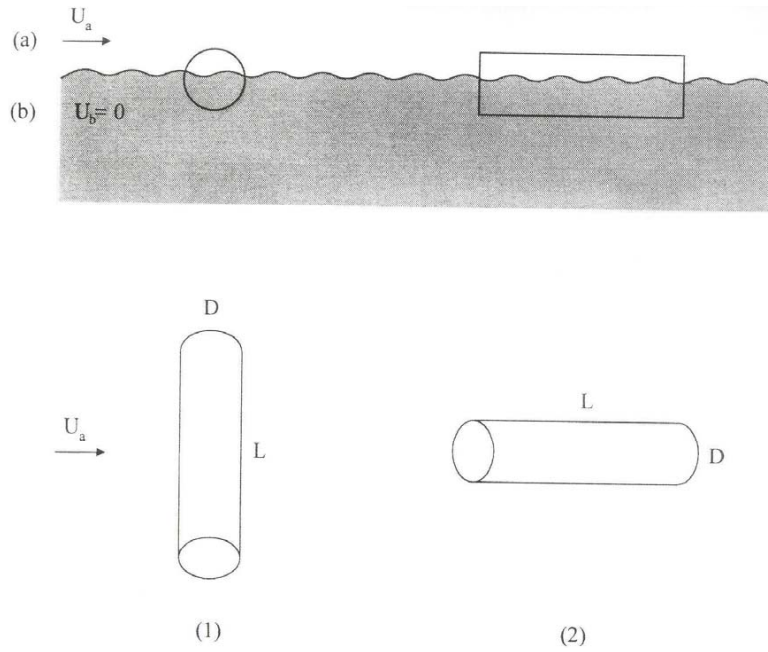


Fig. 9. Floating object at the interface between two fluid masses with relative motion (Bejan, 2000).

1805

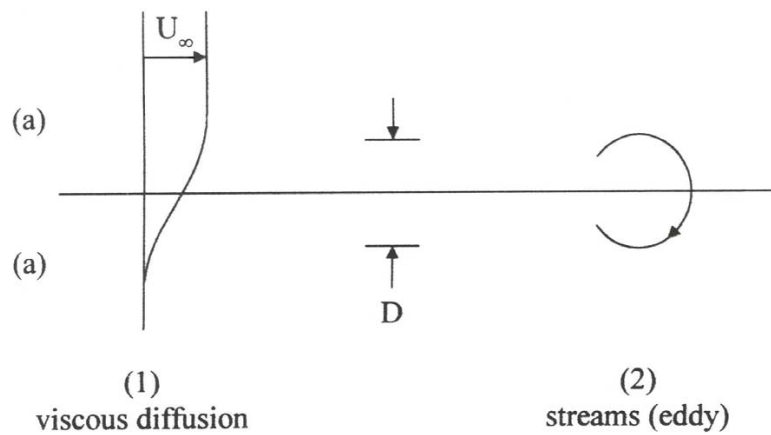


Fig. 10. The two momentum-transfer mechanisms that compete at the interface between two flow regions of the same fluid (Bejan, 2000).

1806

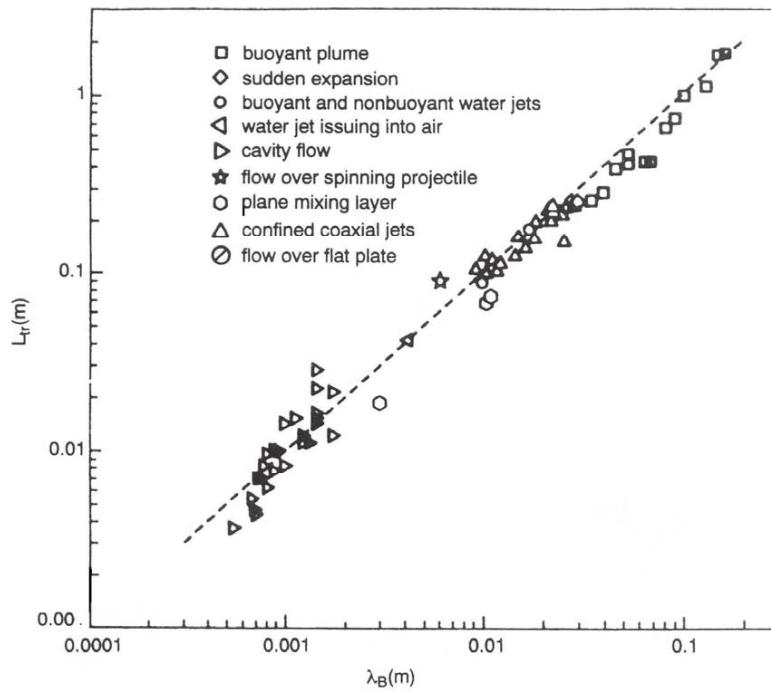


Fig. 11. The universal proportionality between the length of the laminar section and the buckling wavelength in a large number of flows (Bejan, 2004).